

**Kosnic**  
LED



## The One Ticks All Boxes

4.5W/6W GU10/G5.3 LED Lamp

- ✓ Light output equivalent to 50W halogen GU10
- ✓ Retrofit size
- ✓ Smooth dimmable
- ✓ LED G5.3 Lamp that is compatible with both halogen transformers and LED drivers.



Product Developed By





### Dimmable

Retro fit size

Compatible with common rotary & grid dimmer switches

Long life of 35,000h

High lumen output, save energy up to 90%

PowerSpot.KTC Dimmable

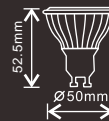


### KTC Dimmable .GU10

6W

**NEW**

Available  
Feb. 2012

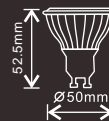


Watt	6W
Equ. Watt	(50W)
Common Code	KTC06DIM
Base	GU10
Volt	240V (50-60Hz)
Lumen	370lm(6500K), 330lm(4000K), 320lm(3000K)
Angle	30°
CCT	3000K/4000K/6500K
Life	35000h
Order Code	KTC06DIM/GU10-S30 KTC06DIM/GU10-S40 KTC06DIM/GU10-S65

4.5W

**NEW**

Available  
Feb. 2012



### KTC Dimmable .GU10

Watt	4.5W
Equ. Watt	(42W)
Common Code	KTC4.5DIM
Base	GU10
Volt	240V (50-60Hz)
Lumen	260lm(6500K), 230lm(4000K), 220lm(3000K)
Angle	30°
CCT	3000K/4000K/6500K
Life	35000h
Order Code	KTC4.5DIM/GU10-S30 KTC4.5DIM/GU10-S40 KTC4.5DIM/GU10-S65



## Compatible with Halogen Transformers

The G5.3 4.5W and 6W LED lamps can be used with halogen transformers with minimum load of 20W or less. Multiple lamps may be required to work with halogen transformer with minimum load of 35W or higher

### PowerSpot.KTC MR16

Product Developed By  
**KTC**  
Kosnic  
Technology  
Centre

6W

**NEW**

Available  
Feb. 2012

50W  
 4 LEDs  
 54.5mm /  $\varnothing$ 50mm  
 52.5mm /  $\varnothing$ 50mm  
 35000h  
 370 lm/W (6500K Day light)  
 330 lm/W (4000K Cool white)  
 320 lm/W (3000K Warm white)  
 Instant Start  
 UV  
 ROHS Compliance  
 100 pcs  
 20 pcs

### KTC MR16.GU10/G5.3

Watt	6W
Equ. Watt	(50W)
Common Code	KTC06PWR
Base	GU10/G5.3
Volt	240V (50-60Hz)/12V
Lumen	370lm(6500K), 330lm(4000K), 320lm(3000K)
Angle	30° / 60°
CCT	3000K/4000K/6500K
Life	35000h
Order Code	KTC06PWR/GU10-S30 KTC06PWR/G5.3-S30 KTC06PWR/GU10-S40 KTC06PWR/G5.3-S40 KTC06PWR/GU10-S65 KTC06PWR/G5.3-S65 KTC06PWR/GU10-F30 KTC06PWR/G5.3-F30 KTC06PWR/GU10-F40 KTC06PWR/G5.3-F40 KTC06PWR/GU10-F65 KTC06PWR/G5.3-F65

4.5W

**NEW**

Available  
Feb. 2012

42W  
 3 LEDs  
 54.5mm /  $\varnothing$ 50mm  
 52.5mm /  $\varnothing$ 50mm  
 35000h  
 260 lm/W (6500K Day light)  
 230 lm/W (4000K Cool white)  
 220 lm/W (3000K Warm white)  
 Instant Start  
 UV  
 ROHS Compliance  
 100 pcs  
 20 pcs

### KTC MR16.GU10/G5.3

Watt	4.5W
Equ. Watt	(42W)
Common Code	KTC4.5PWR
Base	GU10/G5.3
Volt	240V (50-60Hz)/12V
Lumen	260lm(6500K), 230lm(4000K), 220lm(3000K)
Angle	30°
CCT	3000K/4000K/6500K
Life	35000h
Order Code	KTC4.5PWR/GU10-S30 KTC4.5PWR/G5.3-S30 KTC4.5PWR/GU10-S40 KTC4.5PWR/G5.3-S40 KTC4.5PWR/GU10-S65 KTC4.5PWR/G5.3-S65

3.5W

**NEW**

Available  
Feb. 2012

35W  
 3 LEDs  
 52.5mm /  $\varnothing$ 50mm  
 30000h  
 210 lm/W (6500K Day light)  
 190 lm/W (4000K Cool white)  
 180 lm/W (3000K Warm white)  
 Instant Start  
 UV  
 ROHS Compliance  
 100 pcs  
 20 pcs

### KTC MR16.GU10

Watt	3.5W
Equ. Watt	(35W)
Common Code	KTC3.5PWR
Base	GU10
Volt	240V (50-60Hz)
Lumen	210lm(6500K), 190lm(4000K), 180lm(3000K)
Angle	36°
CCT	3000K/4000K/6500K
Life	30000h
Order Code	KTC3.5PWR/GU10-S30 KTC3.5PWR/GU10-S40 KTC3.5PWR/GU10-S65

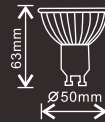


## Dimmable

- Universal dimmable, compatible with most dimmer switches on the market
- Long life of 30,000h
- High lumen output, Save Energy up to 90%

## PowerSpot Dimmable MR16

### 5W



### Dimmable MR16.GU10

Watt	5W
Equ. Watt	(50W)
Common Code	KLED05DIM
Base	GU10
Volt	240V (50-60Hz)
Lumen	330lm(6500K), 320lm(4000K), 300lm(3000K)
Angle	36°
CCT	3000K/4000K/6500K
Life	30000h
Order Code	KLED05DIM/GU10-830 KLED05DIM/GU10-840 KLED05DIM/GU10-865

For best effect, please use more than 3 lamps per dimmer switch

### 5W G5.3

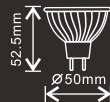
Low Voltage Dimmable Set  
(Lamp & Driver)

**NEW**

Available  
May 2011



The lamp and driver of the 5W Low voltage dimmable set **MUST** be used together. The lamp or driver is **NOT COMPATIBLE** with any other drivers or lamps



### Dimmable MR16.G5.3

Watt	5W
Equ. Watt	(50W)
Common Code	KLED05DIM
Base	G5.3
Lumen	330lm(6500K), 320lm(4000K), 300lm(3000K)
Angle	36°
CCT	3000K/4000K/6500K
Life	30000h
Order Code *	KLED05DIM/G5.3-830-SET KLED05DIM/G5.3-840-SET KLED05DIM/G5.3-865-SET

### Dimmable MR16.Driver

Watt	5W
Input Voltage	240V (50-60Hz)
Output Current	350mA
Common Code	KDRV05DIM
Features:	Output Short-circuit Protection Output Over-load Protection Over heat protection Input undervoltage protection Input overvoltage protection

\*These product codes represents a lamp set including one lamp and one dimmable driver





## GU10/G5.3

- High lumen output, save energy up to 90%
- Long life of 30,000h
- No UV output
- Choices of 3000K (Warm White), 4000K (Cool White) and 6500K (Day Light)

### PowerSpot.GU10/G5.3



### 7W

▶▶ **60 W** **4 LEDs**



Require 12V DC constant voltage LED driver, not suitable for halogen transformers

**30000h** **420 lm** **370 lm** **360 lm** **Instant Start** **UV** **ROHS Compliance** **50 pcs** **10 pcs**

6500K (Day light) 4000K (Cool white) 3000K (Warm white)

### PowerSpot.GU10/G5.3

<b>Watt</b>	<b>7W</b>
<b>Equ. Watt</b>	(60W)
<b>Common Code</b>	KLED07PWR
<b>Base</b>	GU10/G5.3
<b>Volt</b>	240V (50-60Hz), 12V
<b>Lumen</b>	420lm(6500K), 370lm(4000K), 360lm(3000K)
<b>Angle</b>	36°
<b>CCT</b>	3000K/4000K/6500K
<b>Life</b>	30000h
<b>Order Code</b>	KLED07PWR/GU10-830 KLED07PWR/G5.3-830 KLED07PWR/GU10-840 KLED07PWR/G5.3-840 KLED07PWR/GU10-865 KLED07PWR/G5.3-865

### 5W | HiLux

▶▶ **50 W** **4 LEDs**



Require 12V DC constant voltage LED driver, not suitable for halogen transformers

**30000h** **330 lm** **320 lm** **300 lm** **Instant Start** **UV** **ROHS Compliance** **50 pcs** **10 pcs**

6500K (Day light) 4000K (Cool white) 3000K (Warm white)

### PowerSpot.GU10/G5.3

<b>Watt</b>	<b>5W</b>
<b>Equ. Watt</b>	(50W)
<b>Common Code</b>	KLED05PWR
<b>Base</b>	GU10/G5.3
<b>Volt</b>	240V (50-60Hz), 12V
<b>Lumen</b>	330lm(6500K), 320lm(4000K), 300lm(3000K)
<b>Angle</b>	36°
<b>CCT</b>	3000K/4000K/6500K
<b>Life</b>	30000h
<b>Order Code</b>	KLED05PWR/GU10-830 KLED05PWR/G5.3-830 KLED05PWR/GU10-840 KLED05PWR/G5.3-840 KLED05PWR/GU10-865 KLED05PWR/G5.3-865

### 5W | Retro

Same size as halogen MR16 reflector Lamps

▶▶ **42 W** **3 LEDs**



Require 12V DC constant voltage LED driver, not suitable for halogen transformers

**30000h** **260 lm** **240 lm** **220 lm** **Instant Start** **UV** **ROHS Compliance** **50 pcs** **10 pcs**

6500K (Day light) 4000K (Cool white) 3000K (Warm white)

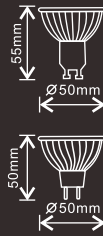
### PowerSpot.GU10/G5.3

<b>Watt</b>	<b>5W</b>
<b>Equ. Watt</b>	(42W)
<b>Common Code</b>	KLED05RTO
<b>Base</b>	GU10/G5.3
<b>Volt</b>	240V (50-60Hz), 12V
<b>Lumen</b>	260lm(6500K), 240lm(4000K), 220lm(3000K)
<b>Angle</b>	36°
<b>CCT</b>	3000K/4000K/6500K
<b>Life</b>	30000h
<b>Order Code</b>	KLED05RTO/GU10-830 KLED05RTO/G5.3-830 KLED05RTO/GU10-840 KLED05RTO/G5.3-840 KLED05RTO/GU10-865 KLED05RTO/G5.3-865

## 4W



Require 12V DC constant voltage LED driver, not suitable for halogen transformers



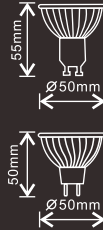
### PowerSpot.GU10/G5.3

<b>Watt</b>	<b>4W</b>	
<b>Equ. Watt</b>	(35W)	
<b>Common Code</b>	KLED04PWR	
<b>Base</b>	GU10/G5.3	
<b>Volt</b>	240V (50-60Hz), 12V	
<b>Lumen</b>	210lm(6500K), 190lm(4000K), 180lm(3000K)	
<b>Angle</b>	36°	
<b>CCT</b>	3000K/4000K/6500K	
<b>Life</b>	30000h	
<b>Order Code</b>	KLED04PWR/GU10-830 KLED04PWR/GU10-840 KLED04PWR/GU10-865	KLED04PWR/G5.3-830 KLED04PWR/G5.3-840 KLED04PWR/G5.3-865

## 3W



Require 12V DC constant voltage LED driver, not suitable for halogen transformers



### PowerSpot.GU10/G5.3

<b>Watt</b>	<b>3W</b>	
<b>Equ. Watt</b>	(20W)	
<b>Common Code</b>	KLED03PWR	
<b>Base</b>	GU10/G5.3	
<b>Volt</b>	240V (50-60Hz), 12V	
<b>Lumen</b>	100lm(6500K), 90lm(4000K), 80lm(3000K)	
<b>Angle</b>	36°	
<b>CCT</b>	3000K/4000K/6500K	
<b>Life</b>	30000h	
<b>Order Code</b>	KLED03PWR/GU10-830 KLED03PWR/GU10-840 KLED03PWR/GU10-865	KLED03PWR/G5.3-830 KLED03PWR/G5.3-840 KLED03PWR/G5.3-865



### Constant Voltage LED Driver

<b>Max Load</b>	<b>8W</b>	<b>15W</b>
<b>Input Volt</b>	240V (50-60Hz)	240V (50-60Hz)
<b>Output Volt</b>	12V DC	12V DC
<b>Order Code</b>	KLED08DRV	KLED15DRV
<b>Feature</b>	Output Short-circuit Protection Output Over-load Protection	Wide Input Voltage



## PAR

- High lumen output, save energy up to 90%
- Long life of 30,000h
- No UV output
- Choices of 3000K (Warm White), 4000K (Cool White) and 6500K (Day Light)

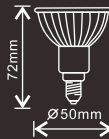
## PowerSpot.PAR



### 4W



▶ **35 W** **3 LEDs**



6500K(Daylight) 3000K(Warm White)

### PowerSpot.PAR16

Watt	4W
Equ. Watt	(35W)
Common Code	KLED04P16
Base	E14
Volt	240V(50-60Hz)
Lumen	210lm(6500K), 180lm(3000K)
Angle	36°
CCT	3000K/6500K
Life	30000h
Order Code	KLED04P16/E14-830      KLED04P16/E14-865

### 7W



▶ **60 W** **5 LEDs**



6500K(Daylight) 3000K(Warm White)

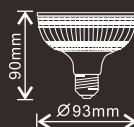
### PowerSpot.PAR20

Watt	7W
Equ. Watt	(60W)
Common Code	KLED07P20
Base	E27
Volt	240V(50-60Hz)
Lumen	420lm(6500K), 350lm(3000K)
Angle	36°
CCT	3000K/6500K
Life	30000h
Order Code	KLED07P20/E27-830      KLED07P20/E27-865

### 10W



▶ **75 W** **7 LEDs**



6500K(Daylight) 3000K(Warm White)

### PowerSpot.PAR30

Watt	10W
Equ. Watt	(75W)
Common Code	KLED10P30
Base	E27
Volt	240V(50-60Hz)
Lumen	590lm(6500K), 500lm(3000K)
Angle	36°
CCT	3000K/6500K
Life	30000h
Order Code	KLED10P30/E27-830      KLED10P30/E27-865



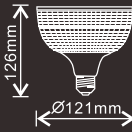
## PAR, AR111, MR11

- High lumen output, save energy up to 90%
- Long life of 30,000h
- No UV output
- Choices of 3000K (Warm White), 4000K (Cool White) and 6500K (Day Light)

## PowerSpot.PAR, AR111, MR11



### 15W



### PowerSpot.PAR38

Watt	15W
Equ. Watt	(120W)
Common Code	KLED15P38
Base	E27
Volt	240V(50-60Hz)
Lumen	1020lm(6500K), 860lm(3000K)
Angle	36°
CCT	3000K/6500K
Life	30000h
Order Code	KLED15P38/E27-830    KLED15P38/E27-865

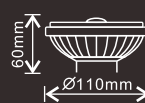
### 12W



### PowerSpot.AR111

Watt	12W
Equ. Watt	(75W)
Common Code	KLED12AR111/GU10
Base	GU10
Volt	240V(50-60Hz)
Lumen	750lm(6500K), 650lm(3000K)
Angle	30°
CCT	3000K/6500K
Life	30000h
Order Code	KLED12AR111/GU10-S30    KLED12AR111/GU10-S65

### 15W



### PowerSpot.AR111

Watt	15W
Equ. Watt	(75W)
Common Code	KLED15AR111
Base	G53
Volt	12V
Lumen	560lm(6500K), 450lm(3000K)
Angle	30°
CCT	3000K/6500K
Life	20000h
Order Code	KLED15AR111-S30    KLED15AR111-S65

### 2W



### PowerSpot.MR11

Watt	2W
Equ. Watt	(15W)
Common Code	KLED02MR11
Base	GU4
Volt	12V
Lumen	90lm(6500K), 75lm(3000K)
Angle	30°
CCT	3000K/6500K
Life	30000h
Order Code	KLED02MR11-830    KLED02MR11-865





## Dimmable GLS

Retro fit size

Compatible with common rotary & grid dimmer switches

Long life of 30,000h

High lumen output, save energy up to 90%

### HomeLED Dimmable GLS



6W

**NEW**

Available  
Mar.2012



### HomeLED Dimmable GLS

Watt	6W
Equ. Watt	40W
Common Code	KDIM06GLS
Base	B22/E27
Volt	240V(50-60Hz)
Lumen	500lm(6500K), 430lm(4000K), 400lm(3000K)
CCT	3000K/4000K/6500K
Life	30000h
Order Code	KDIM06GLS/B22-N30    KDIM06GLS/E27-N30 KDIM06GLS/B22-N40    KDIM06GLS/E27-N40 KDIM06GLS/B22-N65    KDIM06GLS/E27-N65

8W

**NEW**

Available  
Mar.2012



### HomeLED Dimmable GLS

Watt	8W
Equ. Watt	60W
Common Code	KDIM08GLS
Base	B22/E27
Volt	240V(50-60Hz)
Lumen	700lm(6500K), 630lm(4000K), 600lm(3000K)
CCT	3000K/4000K/6500K
Life	30000h
Order Code	KDIM08GLS/B22-N30    KDIM08GLS/E27-N30 KDIM08GLS/B22-N40    KDIM08GLS/E27-N40 KDIM08GLS/B22-N65    KDIM08GLS/E27-N65

## Candle, GLS

- The unique lens design provides sparkling effect that simulates the light effect of traditional incandescent candle.
- Uses single 3W CREE LED to achieve maximum light output
- Ceramic heat sink
- Long life of 30,000 hours

## HomeLED.Candle, GLS

3W



### HomeLED.Clear Candle

Watt	3W
Equ. Watt	18W
Common Code	KLED03CND
Base	B22/E27/B15/E14
Volt	240V(50-60Hz)
Lumen	130lm
CCT	3000K
Life	30000h
Order Code	KLED03CND/B22-CLR-830 KLED03CND/E14-CLR-830 KLED03CND/E27-CLR-830 KLED03CND/B15-CLR-830

4W



### HomeLED.Frosted Candle

Watt	4W
Equ. Watt	25W
Common Code	KLED04CND
Base	B22/E27/B15/E14
Volt	240V(50-60Hz)
Lumen	240lm
CCT	3000K
Life	30000h
Order Code	KLED04CND/B22-OPL-830 KLED04CND/E14-OPL-830 KLED04CND/E27-OPL-830 KLED04CND/B15-OPL-830

6W



### HomeLED.Frosted GLS

Watt	6W
Equ. Watt	40W
Common Code	KTC06GLS
Base	B22/E27
Volt	240V(50-60Hz)
Lumen	500lm(6500K), 430lm(4000K), 400lm(3000K)
CCT	3000K/4000K/6500K
Life	30000h
Order Code	KTC06GLS/B22-N30 KTC06GLS/E27-N30 KTC06GLS/B22-N40 KTC06GLS/E27-N40 KTC06GLS/B22-N65 KTC06GLS/E27-N65

8W



### HomeLED.Frosted GLS

Watt	8W
Equ. Watt	60W
Common Code	KTC08GLS
Base	B22/E27
Volt	240V(50-60Hz)
Lumen	700lm(6500K), 630lm(4000K), 600lm(3000K)
CCT	3000K/4000K/6500K
Life	30000h
Order Code	KTC08GLS/B22-N30 KTC08GLS/E27-N30 KTC08GLS/B22-N40 KTC08GLS/E27-N40 KTC08GLS/B22-N65 KTC08GLS/E27-N65



# G4/G9/GX53

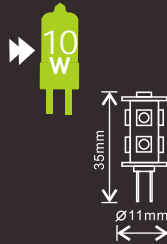
- High lumen output, save energy up to 90%
- Long life of 30,000h
- No UV output
- Choices of 3000K (Warm White) and 6500K (Day Light)

## HomeLED.G4/G9/GX53



### 1.5W

Require 12V DC LED Driver



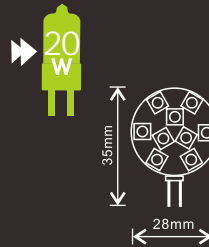

30000h 90lm (6000K Day Light) 80lm (3000K Warm White) Instant Start UV ROHS Compliance 50 pcs

### HomeLED.G4

Watt	1.5W
Common Code	KLED1.5CPL/G4
Base	G4
Volt	12V
Lumen	90lm(6000K) , 80lm(3000K)
CCT	3000K/6000K
Angle	360°
Life	30000h
Order Code	KLED1.5CPL/G4-N30      KLED1.5CPL/G4-N60

### 2W

Require 12V DC LED Driver

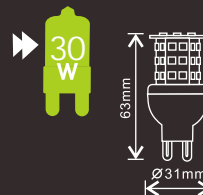


30000h 120lm (6000K Day Light) 105lm (3000K Warm White) Instant Start UV ROHS Compliance 50 pcs

### HomeLED.G4

Watt	2W
Common Code	KLED02CIR/G4
Base	G4
Volt	12V
Lumen	120lm(6000K), 105lm(3000K)
CCT	3000K/6000K
Angle	120°
Life	30000h
Order Code	KLED02CIR/G4-W30      KLED02CIR/G4-W60

### 4W

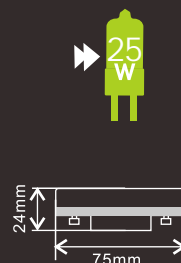


30000h 260lm (6000K Day Light) 220lm (3000K Warm White) Instant Start UV ROHS Compliance 50 pcs

### HomeLED.G9

Watt	4W
Common Code	KLED04CPL/G9
Base	G9
Volt	240V (50-60Hz)
Lumen	260lm(6000K), 220lm(3000K)
CCT	3000K/6000K
Angle	360°
Life	30000h
Order Code	KLED04CPL/G9-N30      KLED04CPL/G9-N60

### 3W



30000h 200lm (6000K Day Light) 160lm (3000K Warm White) Instant Start UV ROHS Compliance 50 pcs

### HomeLED.GX53

Watt	3W
Common Code	KLED03DSK/GX53
Base	GX53
Volt	240V (50-60Hz)
Lumen	200lm(6000K), 160lm(3000K)
CCT	3000K/6000K
Angle	120°
Life	30000h
Order Code	KLED03DSK/GX53-W30      KLED03DSK/GX53-W60

## LED Tube

- Power input (Live and neutral) is allocated at the same end of the tube to ensure safety at installation
- High lumen output, save energy up to 90%
- Long life of 30,000h

## Pro.LED Tube

### 10W | 2 ft (600mm)

▶ **18W**



30000h 750 lm/W 670 lm/W Instant Start UV ROHS Compliance 48 pcs

### Pro.T8 Tube-Frosted

Watt	10W
Common Code	KLED10T8/FRT
Length	600mm
CCT	4000K/6500K
Angle	120°
Lumen	750lm(6500K), 670lm(4000K)
Life	30000h
Order Code	KLED10T8/FRT-840 KLED10T8/FRT-865

### 20W | 4 ft (1200mm)

▶ **36W**




30000h 1400 lm/W 1200 lm/W Instant Start UV ROHS Compliance 48 pcs

### Pro.T8 Tube-Frosted

Watt	20W
Common Code	KLED20T8/FRT
Length	1200mm
CCT	4000K/6500K
Angle	120°
Lumen	1400lm(6500K), 1200lm(4000K)
Life	30000h
Order Code	KLED20T8/FRT-840 KLED20T8/FRT-865

### 25W | 5 ft (1500mm)

▶ **58W**



30000h 1500 lm/W 1270 lm/W Instant Start UV ROHS Compliance 48 pcs

### Pro.T8 Tube-Frosted

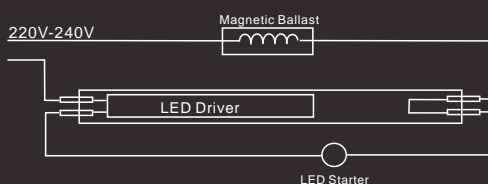
Watt	25W
Common Code	KLED25T8/FRT
Length	1500mm
CCT	4000K/6500K
Angle	120°
Lumen	1500lm(6500K), 1270lm(4000K)
Life	30000h
Order Code	KLED25T8/FRT-840 KLED25T8/FRT-865

## Installation Instruction

The Live and Neutral terminal of these models are on the same side of the LED tube. The wiring and installation is as below

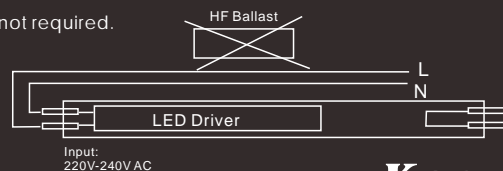
### 1. Fittings with Magnetic Ballast


1. The fitting must be switched off prior to installation.
2. Remove the starter from the fitting.
3. Install the LED tube into the socket.
4. Install the LED Starter.



### 2. Fittings with Electronic Ballast (HF)

1. The fitting must be switched off prior to installation.
2. The HF ballast must be bypassed/removed.
3. The mains should be connected to the same socket of either terminal, the other socket should not be connected at all.
3. Install the LED tube with the end marked "Input" plugged into the socket that is connected to the mains.
4. The LED starter is not required.






12W 4pin

With Integrated motion & light sensor  
Retrofit Replacement for 28W DD Lamp\*

## LED DD

- Long Life of 30,000 hours , reduces maintenance cost significantly.
- Instant start, no flickering.
- Suitable for frequent switching, ideal to use with PIR/Sensor fittings.
- Save energy up to 65%, comparing with fluorescent DD lamps with magnetic ballast.



9W 2pin/4pin



Retrofit Replacement for 16W DD Lamps


12W 4pin



Suitable for Emergency Module

Retrofit Replacement for 28W DD Lamps

18W 4pin



Suitable for Emergency Module

Retrofit Replacement for 38W DD Lamps

## LED DD with motion & light sensor

12W 4pin



Suitable for Emergency Module

Retrofit Replacement for 28W DD Lamps

18W 4pin




Suitable for Emergency Module

Retrofit Replacement for 38W DD Lamps

## Emergency Module




Can be configured to work in either maintained or non-maintained mode



## LED DD

- Long Life of 30,000 hours, reduces maintenance cost significantly.
- Instant start, no flickering.
- Suitable for frequent switching, ideal to use with PIR/Sensor fittings.
- Save energy up to 65%, comparing with fluorescent DD lamps with magnetic ballast.
- Maintained emergency module is available


## Pro.LED DD



Product Developed By  
**KTC**  
Kosnic  
Technology  
Centre

9W

**NEW**  
Available  
Now



Retrofit  
Replacement of  
**16W**


### Pro.LED DD

<b>Watt</b>	9W		
<b>Common Code</b>	KLED09STD		
<b>Base</b>	2pin (GR8), 4pin (GR10q)		
<b>CCT</b>	4000K		
<b>Angle</b>	120°		
<b>Lumen</b>	700lm	<b>Volt</b>	90-240V(50-60Hz)
<b>Life</b>	30000h	<b>No. of LEDs</b>	120
<b>Order Code</b>	KLED09STD/2p-W40		KLED09STD/4p-W40

Direct replacement of the 16W Exun DD Fluorescent Lamps:  
When use with magnetic ballast, simply remove the starter before installation.  
If HF electronic ballast is used, the ballast need to be by-passed

12W

**NEW**  
Available  
Now



Retrofit  
Replacement of  
**28W**

### Pro.LED DD


<b>Watt</b>	12W		
<b>Common Code</b>	KLED12STD		
<b>Base</b>	2pin (GR8), 4pin (GR10q)		
<b>CCT</b>	4000K		
<b>Angle</b>	120°		
<b>Lumen</b>	940lm	<b>Volt</b>	90-240V(50-60Hz)
<b>Life</b>	30000h	<b>No. of LEDs</b>	160
<b>Order Code</b>	KLED12STD/4p-W40		

Direct replacement of the 28W Exun DD Fluorescent Lamps:  
When use with magnetic ballast, simply remove the starter before installation.  
If HF electronic ballast is used, the ballast need to be by-passed

Suitable for use with Emergency Module

18W

**NEW**  
Available  
Now



Retrofit  
Replacement of  
**38W**

### Pro.LED DD

<b>Watt</b>	18W		
<b>Common Code</b>	KLED18STD		
<b>Base</b>	4pin (GR10q)		
<b>CCT</b>	4000K		
<b>Angle</b>	120°		
<b>Lumen</b>	1410lm	<b>Volt</b>	90-240V(50-60Hz)
<b>Life</b>	30000h	<b>No. of LEDs</b>	240
<b>Order Code</b>	KLED18STD/4p-W40		

Direct replacement of the 38W Exun DD Fluorescent Lamps:  
When use with magnetic ballast, simply remove the starter before installation.  
If HF electronic ballast is used, the ballast need to be by-passed

Suitable for use with Emergency Module



# Sensor DD

- using integrated microwave motion and light sensor to control the light.
- Long Life of 30,000 hours , reduces maintenance cost significantly.
- Instant start, no flickering.
- The sensitivity of the motion and light sensor is adjustable with digital micro switches.
- Save energy up to 65%, comparing with fluorescent DD lamps with magnetic ballast.

## Pro.Sensor DD

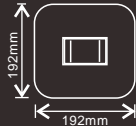


12W

**NEW**

Available Mar. 2012

Retrofit Replacement of **28W**



Suitable for use with Emergency Module

Pro.Sensor DD			
Watt	12W		
Equ. Watt	28W		
Common Code	KLED12LSD		
Base	4pin (GR10q)		
No. of LEDs	160	Beam Angle	120°
Volt	90-240V(50-60Hz)	Detection Angle	180°
Lumen	940lm	Detection Distance	1-12m
CCT	4000K	Detection Motion Speed	0.5-1.5m/s
Life	30000h		
Order Code	KLED12LSD/4P-W40		

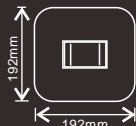

Direct replacement of the 28W Exun DD Fluorescent Lamps: When use with magnetic ballast, simply remove the starter before installation. If HF electronic ballast is used, the ballast need to be by-passed

18W

**NEW**

Available Mar. 2012

Retrofit Replacement of **38W**



Suitable for use with Emergency Module

Pro.Sensor DD			
Watt	18W		
Equ. Watt	38W		
Common Code	KLED18LSD		
Base	4pin (GR10q)		
No. of LEDs	240	Beam Angle	120°
Volt	90-240V(50-60Hz)	Detection Angle	180°
Lumen	1410lm	Detection Distance	1-12m
CCT	4000K	Detection Motion Speed	0.5-1.5m/s
Life	30000h		
Order Code	KLED18LSD/4P-W40		

Direct replacement of the 38W Exun DD Fluorescent Lamps: When use with magnetic ballast, simply remove the starter before installation. If HF electronic ballast is used, the ballast need to be by-passed



## Maintained Emergency Module for LED DD

Support maintain and non-maintain mode  
Advanced power management technology,  
allowing battery to be charged and discharged  
for over 500 times  
Easy Installation

**Pro.DD**



Product Developed By  
**KTC**  
Kosnic  
Technology  
Centre

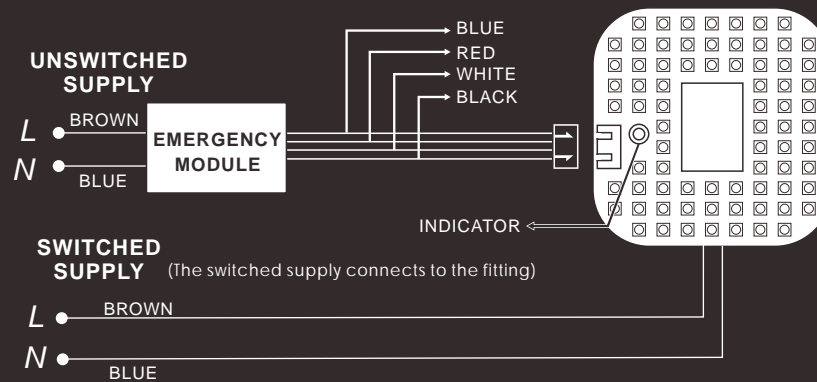


Maintained Emergency Module

Order Code	KTC27EME-DD
Charge Current	210mA
Discharge Current	270mA
Emergency Conversion Time	1sec
Emergency Operating Time	3hrs
Battery Charging Time	12hrs
Battery Type	Li-ion cell
Battery Capacity	2000mAh
Battery Voltage	7.4V

Use this emergency module with standard LED DD lamps: 12W (KLED12STD) and 18W (KLED18STD), and Sensor LED DD lamps 12W (KLED12LSd) and 18W (KLED18LSd).

## Wiring Diagram



Note:  
Switched supply connects to Luminaire. When testing emergency mode, the switched supply must be turned off.





Pro.R7S,D,Street Light

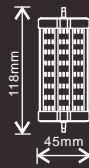
R7S LED

Retro fit replacement of R7S linear halogen Lamps. The easiest way of converting existing fitting to LED flood light

7W

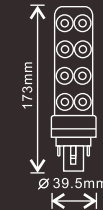
**NEW**

Available  
Mar. 2012



Pro.R7S	
Watt	7W
Equ. Watt	(75W)
Common Code	KLED07LNR
Base	R7S
Volt	240V (50-60Hz)
CCT	680lm(6000K)
Angle	150°
Lumen	6000K
Life	30000h
Order Code	KLED07LNR/R7S-860


10W



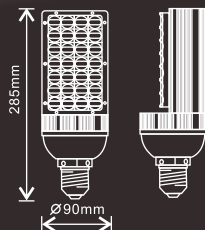
Pro.D	
Watt	10W
Equ. Watt	(18W)
Common Code	KLED10ST2/2P
Base	G24d-1
CCT	4000K
Angle	120°
Lumen	800lm(4000K)
Life	30000h
Order Code	KLED10ST2/2p-W40

Direct replacement of the 18W EXUN D/E (2pin Double Turn) Fluorescent Lamps: If HF electronic transformer is used, the transformer need to be by-passed.

32W



Distance	Illuminance	Area
3m	28lux	10m x 4m
6m	13lux	20m x 8m
8m	7.5lux	26m x 10m
10m	4.5lux	33m x 13m



Pro.Street Light	
Watt	32W
Code	KPL32LBY
Volt	85 ~ 264V, 50-60Hz
Lumen	2500lm
Base	E27/E40
Angle	Horizontal: 110°; Vertical: 45°
CCT	6500K
Life	30000h
CRI	80
Working Temp	-30° ~ 40°
Power Factor	90%
Weight	1kg





## Startree

Patented 3D structure of the LEDs gives sparkling light effect

Low energy consumption and the sparkling effect are ideal for lighting showrooms

Choices of different colours, ideal for festival lighting

## Effect.Startree,Golf,GU10,G5.3



1W



### Effect.Startree Candle

Watt	1W
No. of LEDs	9pcs
Common Code	KSTR01CND
Base	B22/E27/B15/E14
Volt	240V (50-60Hz)
CCT	3000K, 4000K, 6500K
Life	30000h
Order Code	KSTR01CND/B22-830 KSTR01CND/B15-830 KSTR01CND/E27-830 KSTR01CND/E14-830 KSTR01CND/B22-865 KSTR01CND/B15-865 KSTR01CND/E27-865 KSTR01CND/E14-865

1W



### Effect.Startree Golf

Watt	1W
No. of LEDs	9pcs
Common Code	KSTR01GLF
Base	B22/E27
Volt	240V (50-60Hz)
CCT	4000K
Colour	Blue, Green, Red, Yellow
Life	30000h
Order Code	KSTR01GLF/B22-840 KSTR01GLF/E27-840 KSTR01GLF/B22-Blue KSTR01GLF/E27-Blue KSTR01GLF/B22-Green KSTR01GLF/E27-Green KSTR01GLF/B22-Red KSTR01GLF/E27-Red KSTR01GLF/B22-Yellow KSTR01GLF/E27-Yellow

1W



### Effect.Golf

Watt	1W
No. of LEDs	8pcs
Common Code	KLED01GLF
Base	B22/E27
Volt	240V (50-60Hz)
Colour	White, Blue, Green, Red, Yellow, Orange, Color Changing
Life	30000h
Order Code	KLED01GLF/B22-White KLED01GLF/E27-White KLED01GLF/B22-Blue KLED01GLF/E27-Blue KLED01GLF/B22-Green KLED01GLF/E27-Green KLED01GLF/B22-Red KLED01GLF/E27-Red KLED01GLF/B22-Yellow KLED01GLF/E27-Yellow KLED01GLF/B22-Orange KLED01GLF/E27-Orange KLED01GLF/B22-Ch KLED01GLF/E27-Ch

## 1.5W

### Effect.GU10/G5.3



<b>Watt</b>	<b>1.5W</b>	
<b>No. of LEDs</b>	12pcs	
<b>Common Code</b>	KLED1.5HIO	
<b>Base</b>	GU10 / G5.3	
<b>Volt</b>	240V (50-60Hz) / 12V	
<b>Colour</b>	White, Blue, Green, Red, Yellow, Orange	
<b>Life</b>	30000h	
<b>Order Code</b>	KLED1.5HIO/GU10-White KLED1.5HIO/GU10-Blue KLED1.5HIO/GU10-Green KLED1.5HIO/GU10-Red KLED1.5HIO/GU10-Yellow KLED1.5HIO/GU10-Orange	KLED1.5HIO/G5.3-White KLED1.5HIO/G5.3-Blue KLED1.5HIO/G5.3-Green KLED1.5HIO/G5.3-Red KLED1.5HIO/G5.3-Yellow KLED1.5HIO/G5.3-Orange



## 2.0W

### Effect.GU10/G5.3

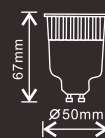


<b>Watt</b>	<b>2.0W</b>	
<b>No. of LEDs</b>	18pcs	
<b>Common Code</b>	KLED2.0HIO	
<b>Base</b>	GU10 / G5.3	
<b>Volt</b>	240V (50-60Hz) / 12V	
<b>Colour</b>	White, Blue	
<b>Life</b>	30000h	
<b>Order Code</b>	KLED2.0HIO/GU10-White KLED2.0HIO/GU10-Blue	KLED2.0HIO/G5.3-White KLED2.0HIO/G5.3-Blue



## Remote Control LED

- 16 single colour Mode
- 4 colour changing mode: Flash, Strobe, Fade, Smooth
- 4 -step dimming



<b>Watt</b>	<b>5W</b>
<b>Common Code</b>	KLED05RMT
<b>Base</b>	GU10
<b>Volt</b>	240V (50-60Hz)
<b>Angle</b>	30°
<b>Life</b>	30000h
<b>Type</b>	Single, Master, Slave, Remote Control
<b>Order Code</b>	KLED05RMT/GU10-SINGLE KLED05RMT/GU10-MASTER KLED05RMT/GU10-SLAVE KLED05RMT-CTRL

