



SR CONTROLLERS

Description:

The electronic speed controllers of the SR series control the speed of single phase (230 Vac - 50/60 Hz) voltage controllable motors by varying the supplied voltage.

There is a potentiometer and a separate ON/OFF switch with built in telltale, the minimum speed allowed can be adjusted internally on the PCB with a trimmer. The terminal board has a supplementary connection to bypass the ON/OFF switch (automatic start) or to branch off 230 V not controlled.

The motor will always start (or restart) at the highest speed for about 6-7 seconds, after this, the motor speed decreases to the desired speed c.q. the position of the potentiometer.

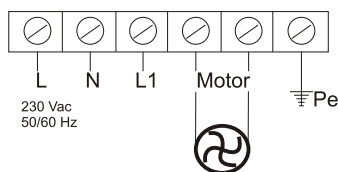
The IP 54 case allows the use in most demanding environments.

Features:

	SR0.5	SR1.5	SR3
Current rating (A)	0,05 - 0,8 A	0,1 - 1,5 A	0,3 - 3,0 A
Current Fuse (A) (5*20mm)	F 1,5 A-H	F 3 A-H	F 5 A-H
Control	High start / max to min		

- ✘ Supply: 230 Vac 50/60 Hz
- ✘ Infinitely variable control
- ✘ Minimum speed setting by trimmer
- ✘ Plastic enclosure, ABS, RAL 9001, IP 54
- ✘ CE-Certificate: The EMC directives: 89/336/CEE with modification 92/31/CEE.

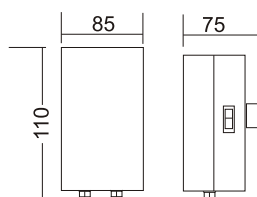
Wiring diagram:




L1 : - Input to bypass the On/Off contact.
- 230 V non-controlled output



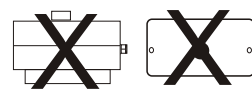
Dimensions & operating position:



Fixing:



OK



NO

	SR0.5	SR1.5	SR3
Weight (gr)	330	385	430